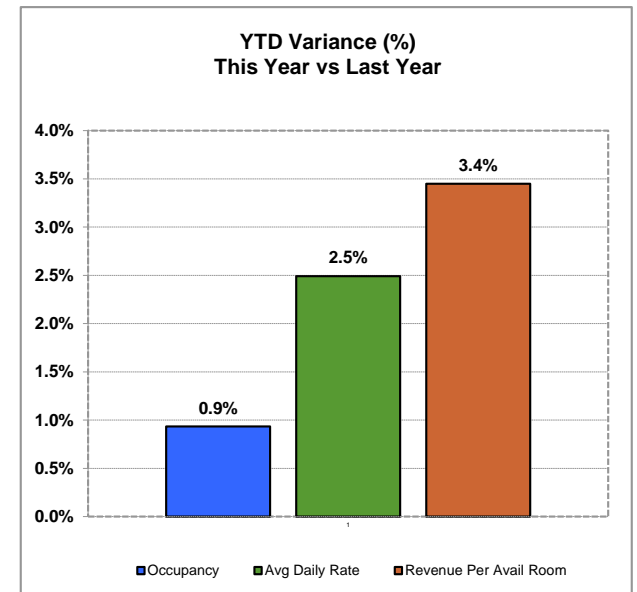
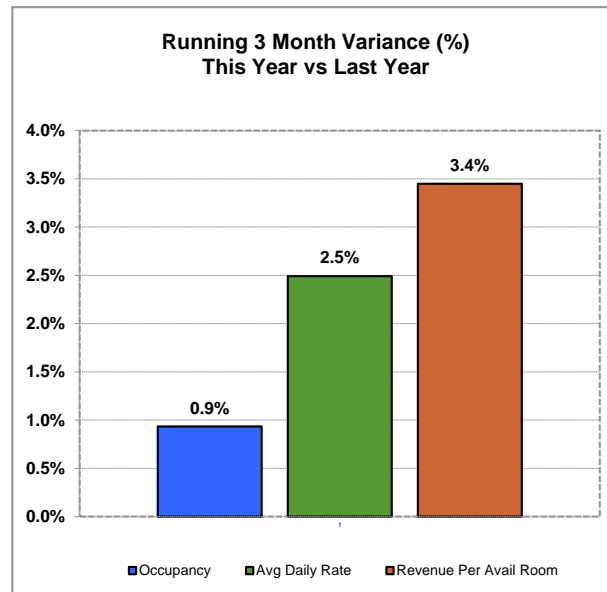
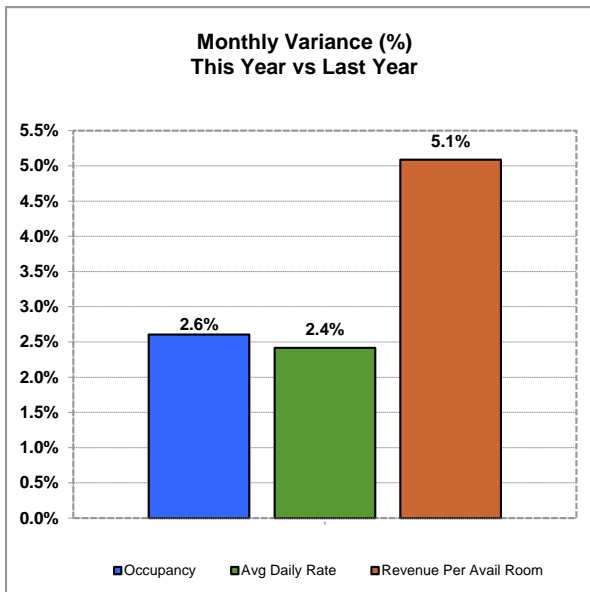




Monthly Hotel Report - Total United States - March 2017

	Month		3 Months Ending		Year to Date	
	Mar 2017	% Change	Mar 2017	% Change	Mar 2017	% Change
Occupancy	68.0%	2.6%	61.1%	0.9%	61.1%	0.9%
Average Daily Rate	\$127.79	2.4%	\$124.27	2.5%	\$124.27	2.5%
Revenue Per Available Room	\$86.93	5.1%	\$75.92	3.4%	\$75.92	3.4%



Source: STR

You may quote this data when properly attributing it to STR, Inc.

For additional information about specific markets or STR chain scales please contact STR at 615-824-8664, or e-mail: info@str.com.

Date Created: April 18, 2017